

Visual Indicators – RFI Types

This is RotorFlow in its most basic form — a bright orange rotor turning with fluid flow. Simple, direct and reliable. Flow rate is estimated, or simply confirmed, by viewing the speed of the turning rotor. Either port may be used for incoming flow, and bayonet mounting lens is easily removed for quick cleanup. RFI Type RotorFlow sensors are easy to see, easy to install and easy to afford.

Typical Applications

- Visual flow confirmation on heat exchangers
- Plastic injection molding equipment

Specifications

Wetted Materials	
Body	Brass, 316 Stainless Steel or Polypropylene (Hydrolytically Stable, Glass Reinforced)
Rotor Pin	Ceramic
Rotor	High Visibility Orange, Molded Nylon
Lens	Polysulfone
O-Ring	Viton® (Brass Body); Buna N (Polypropylene Body)
Low Flow Adapter	Glass Reinforced Polypropylene
Operating Pressure,	
Brass or Stainless Steel Body	100 PSIG (7 bar) @212°F (100°C) 200 PSIG (13.8 bar) Max. @ 70°F (21°C)
Polypropylene Body	100 PSIG (6.9 bar) at 70°F (21°C), 40 PSI (2.8 bar) Max. @ 180°F (82°C)
Operating Temperature,	
Brass or Stainless Steel Body	-20°F to 212°F (-29°C to 100°C)
Polypropylene Body	-20°F to 180°F (-29°C to 82°C)

Operating Principle

1. As liquid passes through the RotorFlow body, the rotor spins at a rate proportional to flow.
2. RotorFlow Indicators may be mounted with flow entering either port. At low flow rates, performance is optimized by positioning ports at the top of the unit, in a horizontal plane.

How To Order

Specify Part Number based on desired body material and port size.

Body Material	Port Size NPT	Flow Ranges – GPM		Part Number
		Low* Range	Standard Range	
Polypropylene	.25"	0.1 to 1.0	0.5 to 5.0	155420 ⚡
	.50"	1.5 to 12.0	4.0 to 20.0	155480 ⚡
Brass	.25"	0.1 to 1.0	0.5 to 5.0	142541 ⚡
	.50"	1.5 to 12.0	4.0 to 20.0	142542 ⚡
	.75"	—	5.0 to 30.0	180392 ⚡
	1.00"	—	8.0 to 60.0	181681 ⚡
Stainless Steel	9/16" - 18**	0.1 to 1.0	0.5 to 5.0	174596
	.50"	1.5 to 12.0	4.0 to 20.0	173138 ⚡
	.75"	—	5.0 to 30.0	181682
	1.00"	—	8.0 to 60.0	181683

* With use of Low Flow Adapter supplied. See Page F-8 for more information.

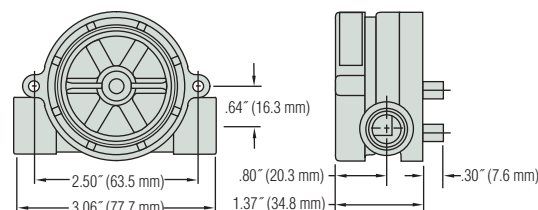
** Straight thread with O-ring seal.

⚡ – Stock Items.

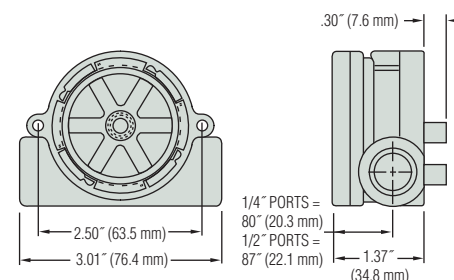


Dimensions

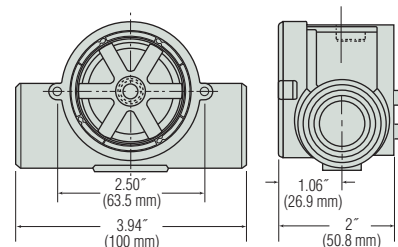
Polypropylene Bodies



Brass and Stainless Steel Bodies - .25" and .50" Ports



Brass Body – .75" and 1.00" Ports



High Visibility Orange Rotor
Constructed of Molded Nylon for good general purpose compatibility with a wide range of fluids. Offers high visibility.

