1:100

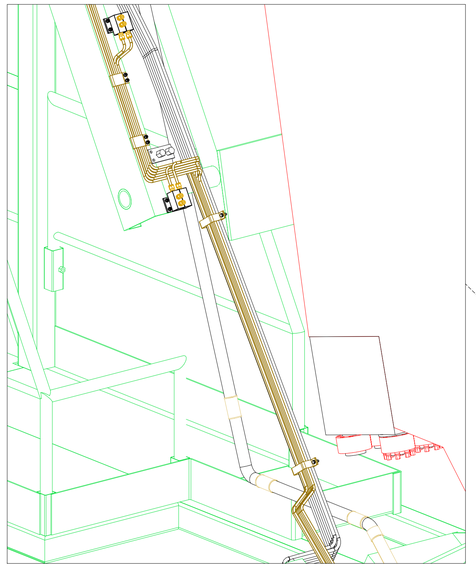

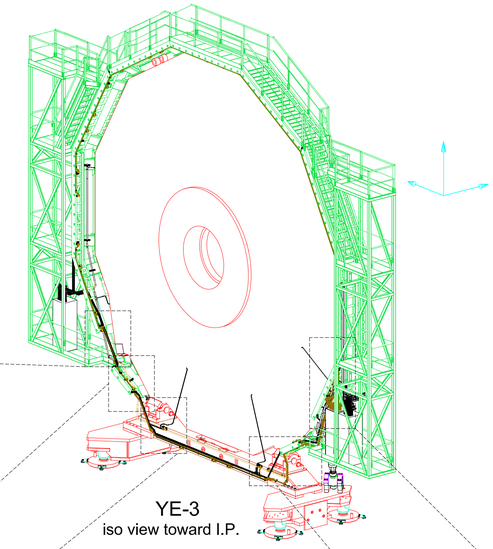

YE-3
iso view toward I.P.

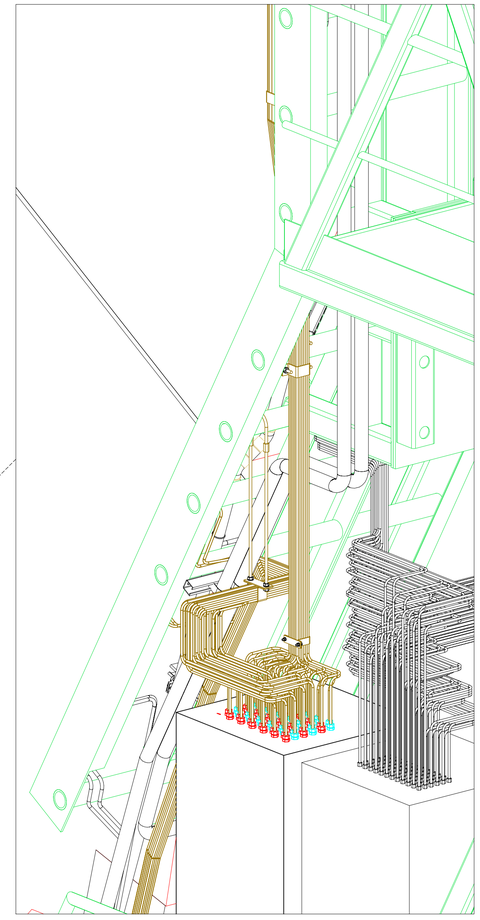

Some parts of the metallic structure removed.
Niektóre elementy metalowej konstrukcji usunięte.

1:100

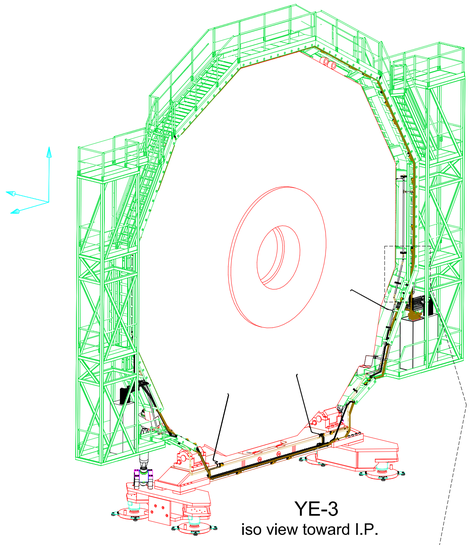

YE-3
iso view toward I.P.

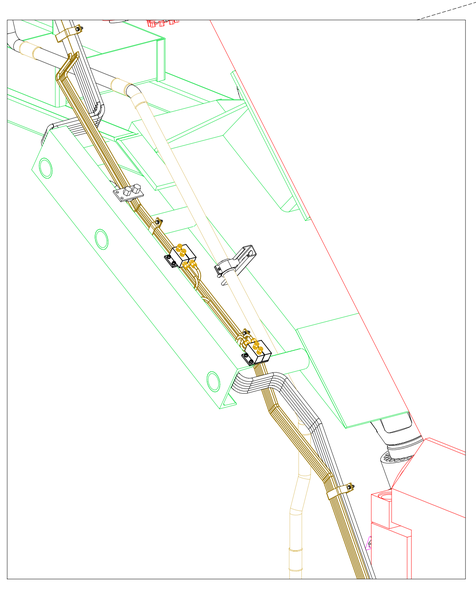

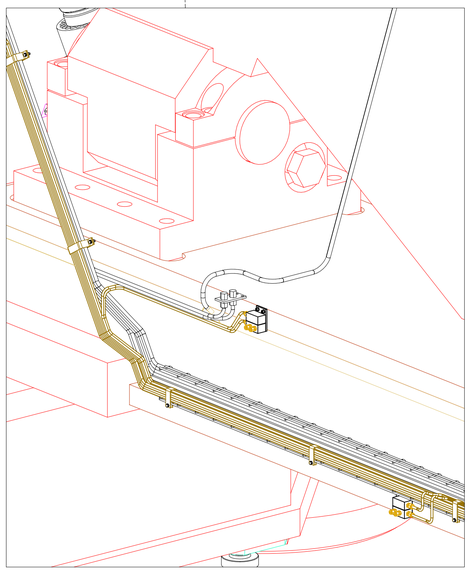

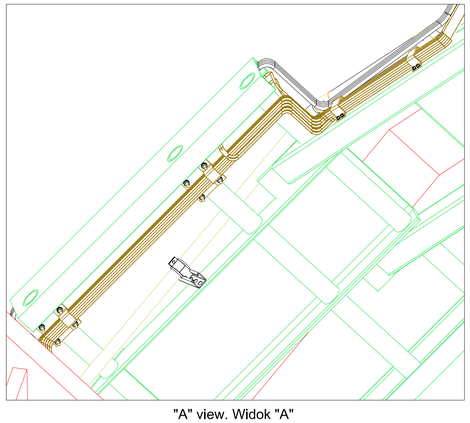

"A" view. Widok "A"

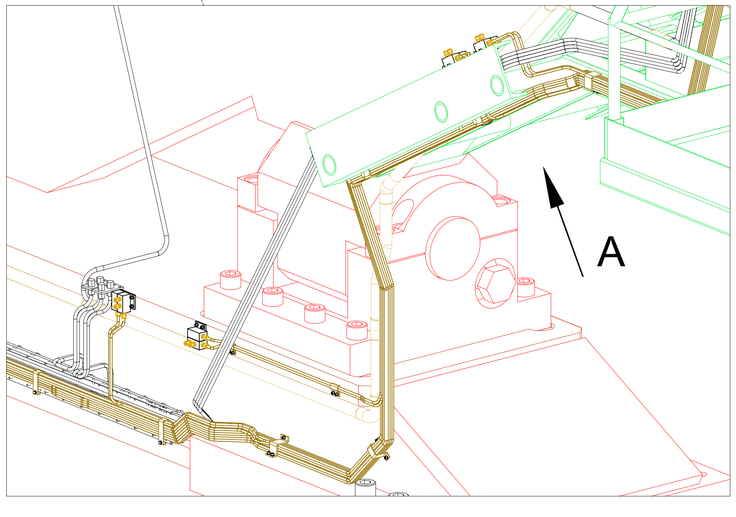

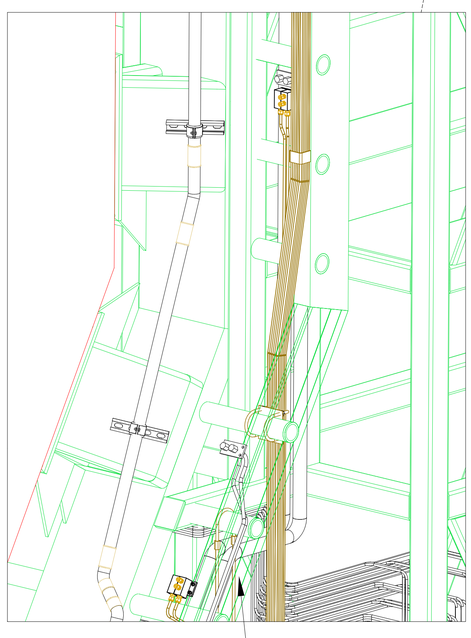

One part of the metallic structure made transparent.
Jeden z elementów metalowej konstrukcji pokazany jako przezroczysty.

ENSEMBLE	**YE-3 ENDCAP**				
ELEMENT	**RPC RE-4 gas pipes on the periphery of the endcap - 3D views**				
	NAME	DATE	ECHELLE SCALE	DES/DRA.	DES/DRA.	DES/DRA.
DESIGNED			1:10	CONTROLLED		
RELEASED	M.Sc. Wojciech Szczęsny	22.02.2013		RELEASED		
CONTROLLED				APPROVED		
APPROVED				FILE NAME		
3D maker				REMPLACE/REPLACES		
			QAC –	CMSYEN3RE4_005	SIZE 1	IND. IN

DIMENSION

GENERAL TOLERANCES GENERALES	< 6	> 6	> 30	> 120	> 315	> 1000	> 2000
USINAGE MOYEN/MEDIUM MACHINING	± 0.1	± 0.2	± 0.3	± 0.5	± 0.8	± 1.2	± 2
MECANO. SOUDURE/WELDED STRUCTURE	± 0.5	± 1	± 2	± 3	± 5	± 7	± 10

DESSIN, RUGOSITE, TOLERANCES SELON NORMES ISO
DRAWING, RUGOSITY, TOLERANCES ACCORDING TO ISO STANDARDS

PROJECTION

ORGANISATION EUROPEENNE POUR LA RECHERCHE NUCLEAIRE
EUROPEAN ORGANIZATION FOR NUCLEAR RESEARCH
Ce dessin ne peut etre utilise a des fins commerciales sans autorisation ecrite
This drawing may not be used for commercial purposes without written authorisation