Przekrój/Cross section 1AB

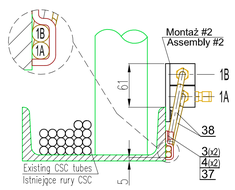

Przekrój/Cross section 1CD

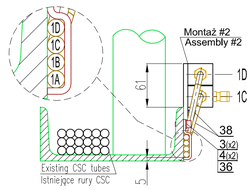

Przekrój/Cross section 2AB

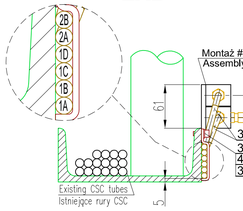

Przekrój/Cross section 2CD

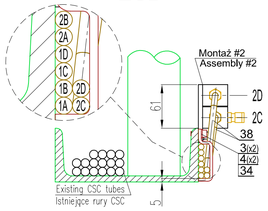

Przekrój/Cross section 3AB

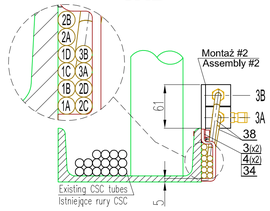

Przekrój/Cross section 3CD

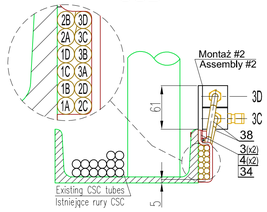

Przekrój/Cross section 4AB

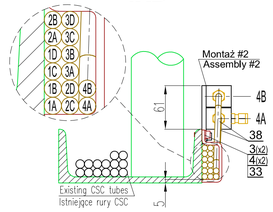

Przekrój/Cross section 4CD

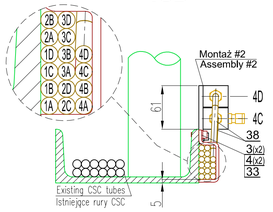

Przekrój/Cross section 5AB

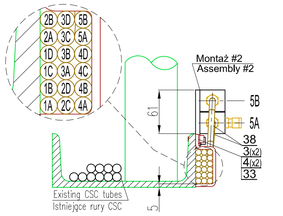

Przekrój/Cross section 5CD

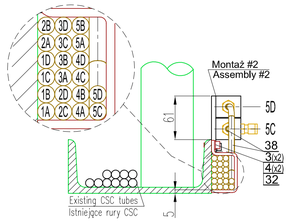

Przekrój/Cross section 6AB

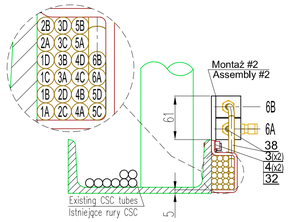

Przekrój/Cross section 6CD

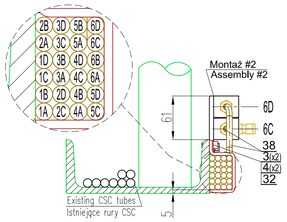

Przekrój/Cross section 7AB

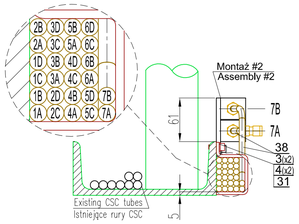

Przekrój/Cross section 7CD

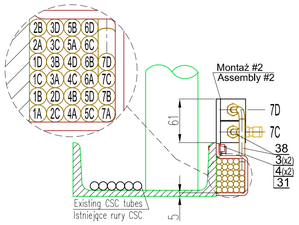

Przekrój/Cross section 8AB

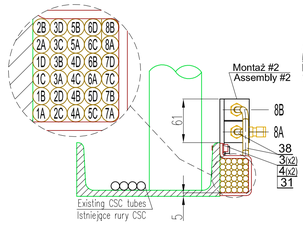

Przekrój/Cross section 8CD

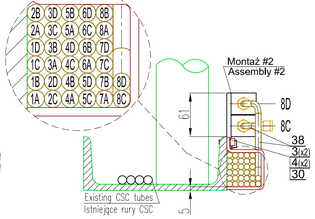

Przekrój/Cross section 9AB

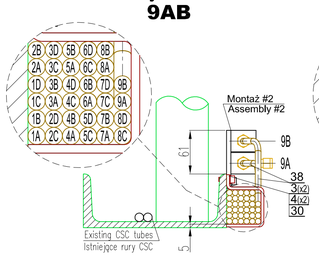

Przekrój/Cross section 9CD

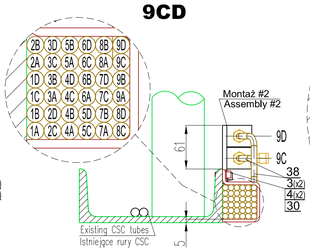

Przekrój/Cross section 10AB

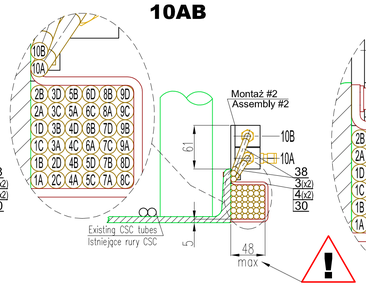

Przekrój/Cross section 10CD

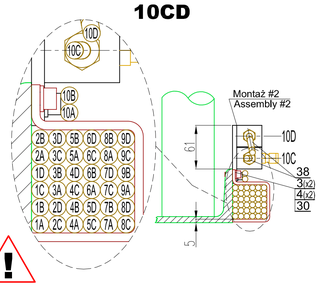

Przekrój/Cross section 11AB

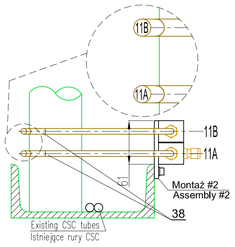

Przekrój/Cross section 11CD

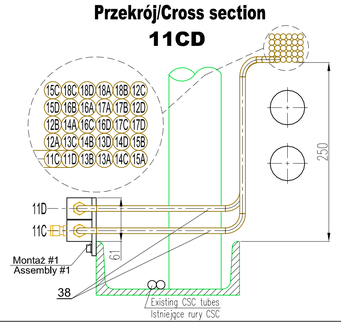

Przekrój/Cross section 12AB

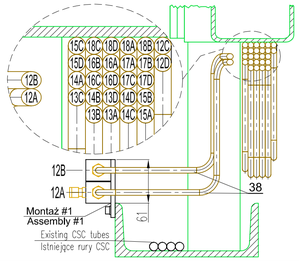

Przekrój/Cross section 12CD

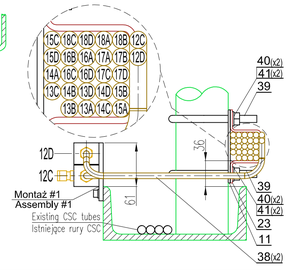

Przekrój/Cross section 13AB

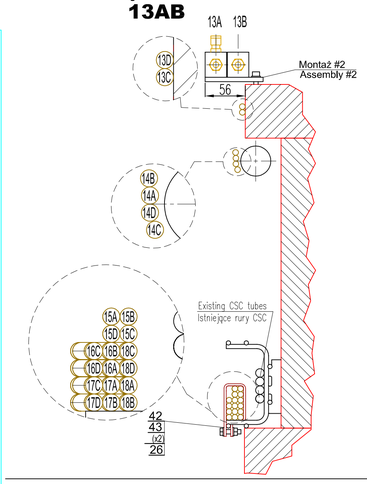

Przekrój/Cross section 13CD

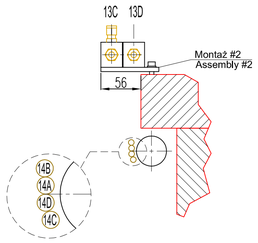

Przekrój/Cross section 14AB

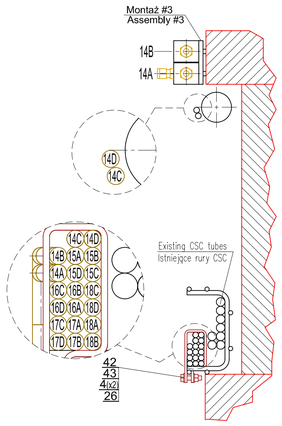

Przekrój/Cross section 14CD

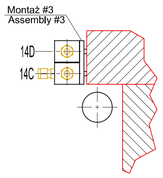

Przekrój/Cross section 15AB

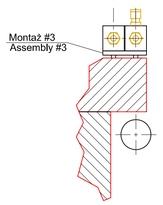

Przekrój/Cross section 15CD

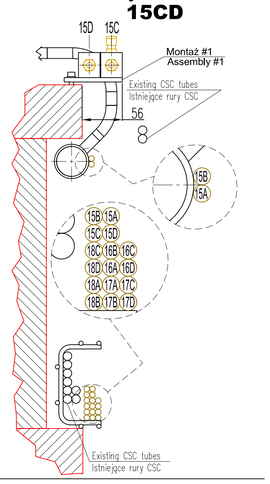

Przekrój/Cross section 16AB

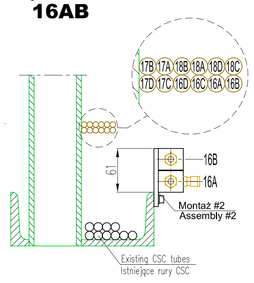

Przekrój/Cross section 16CD

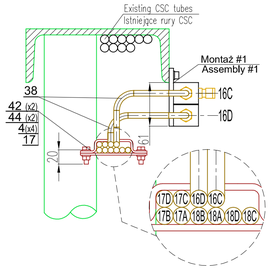

Przekrój/Cross section 17AB

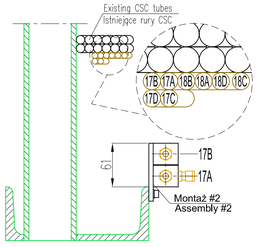

Przekrój/Cross section 17CD

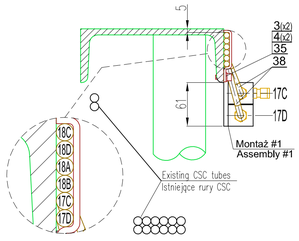

Przekrój/Cross section 18AB

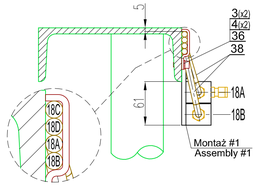

Przekrój/Cross section 18CD

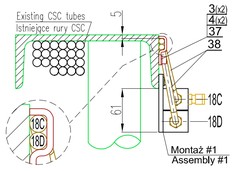

UWAGI/REMARKS:

1) Assembly #1, #2 and #3 see drawing CMSYEP3RE4_001.
   Montaż #1, #2 i #3 patrz rysunek CMSYEP3RE4_001.
2) In order to fix patchpanels and tube clamps make tapped holes (M6) in the metallic structure. Find locations of the holes on-site with respect to the positions of patchpanels shown in the drawing (and drawing CMSYEN3RE4_001).
   W celu przymocowania patchpaneli i obejm do rur wykonać w konstrukcji metalowej gwintowane otwory (M6). Położenie otworów ustalić na budowie według rozmieszczenia patchpaneli pokazanego na rysunku (oraz na rysunku CMSYEN3RE4_001).
3) The quantities in this drawing are given only for YE-3 endcap.
   Ilości elementów podane na tym rysunku dotyczą tylko endcapa YE-3.
4) Cross sections 13AB, 13 CD, 14AB, 14CD, 15AB and 15CD have been changed in respect to drawing Revision 00.
   Przekroje 13AB, 13 CD, 14AB, 14CD, 15AB i 15CD zostały zmienione w stosunku do rysunku Rewizja 00.

QUANT.	DESCRIPTION	POS.	MAT.	OBSERVATIONS	REF. CERN
14	HEXAGON SCREW, M6, L=20	44	Stainless Steel	ISO 4014/4017 DIN 933/931	
8	HEXAGON SCREW, M6, L=25	43	Stainless Steel	ISO 4014/4017 DIN 933/931	
24	HEXAGON NUT, M6	42	Stainless Steel	ISO 3506, ISO 4032	
16	HEXAGON NUT, M10	41	Stainless Steel	ISO 3506, ISO 4032	
16	PLAIN WASHER, M10	40	Stainless Steel	ISO 3506; ISO 7089	
7	U-BOLT DN65 (D=78mm), M10	39	Stainless Steel	41.90.30.636.8	
~1000m	Copper tube 8/6mm OD/ID	38	Cu		
4	Clamp #24	37	Cu	draw. CMSYEP3RE4_002	
5	Clamp #23	36	Cu	draw. CMSYEP3RE4_002	
3	Clamp #22	35	Cu	draw. CMSYEP3RE4_002	
7	Clamp #21	34	Cu	draw. CMSYEP3RE4_002	
4	Clamp #20	33	Cu	draw. CMSYEP3RE4_002	
5	Clamp #19	32	Cu	draw. CMSYEP3RE4_002	
6	Clamp #18	31	Cu	draw. CMSYEP3RE4_002	
8	Clamp #17	30	Cu	draw. CMSYEP3RE4_002	
2	Clamp #13	26	Cu	draw. CMSYEP3RE4_002	
3	Clamp #12	25	Cu	draw. CMSYEP3RE4_002	
2	Clamp #10	23	Cu	draw. CMSYEP3RE4_002	
2	Clamp #4	17	Cu	draw. CMSYEP3RE4_002	
2	Panel #5	11	Stainless Steel	draw. CMSYEP3RE4_002	
207	Plain washer, M6	4	Stainless Steel	ISO 3506; ISO 7089,	
161	Hexagon socket head cap screw, M6, L=16mm	3	Stainless Steel	DIN 912; ISO 4762	

ENSEMBLE **YE-3 ENDCAP** **Revision 01**

ELEMENT **RPC RE-4 gas pipes on the periphery of the endcap - cross sections**

	NAME	DATE
DESIGNED		
RELEASED	M.Sc. Wojciech Szczęsny	28.01.2014
CONTROLLED		
APPROVED		

ECHELLE SCALE 1:4

DES/DRA. | DES/DRA. | DES/DRA.
CONTROLLED
RELEASED
APPROVED
FILE NAME

REMPLACE/REPLACES

3D maker

QAC – CMSYEN3RE4_002_A SIZE 1 IND. IN

DIMENSION / GENERAL TOLERANCES GENERALES

	<=6	> 6	> 30	> 120	> 315	>1000	>2000
USINAGE MOYEN/MEDIUM MACHINING	± 0.1	± 0.2	± 0.3	± 0.5	± 0.8	± 1.2	± 2
MECANO, SOUDURE/WELDED STRUCTURE	± 0.5	± 1	± 2	± 3	± 5	± 7	± 10

DESSIN, RUGOSITE, TOLERANCES SELON NORME ISO 128
DRAWING, RUGOSITY, TOLERANCES ACCORDING TO ISO 128 STANDARD

PROJECTION

ORGANISATION EUROPEENNE POUR LA RECHERCHE NUCLEAIRE
EUROPEAN ORGANIZATION FOR NUCLEAR RESEARCH
CERN
Ce dessin ne peut être utilisé à des fins commerciales sans autorisation écrite.
This drawing may not be used for commercial purposes without written authorisation